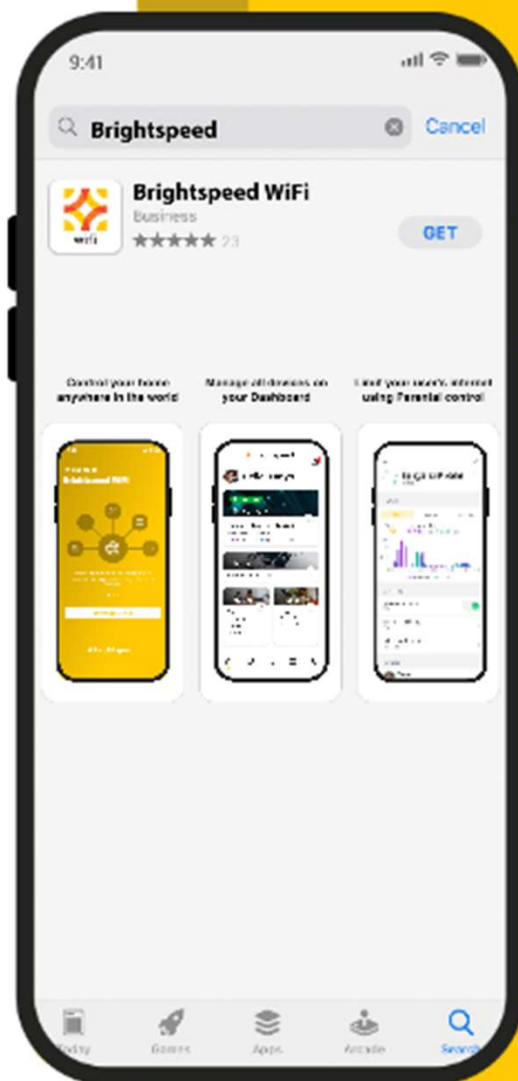


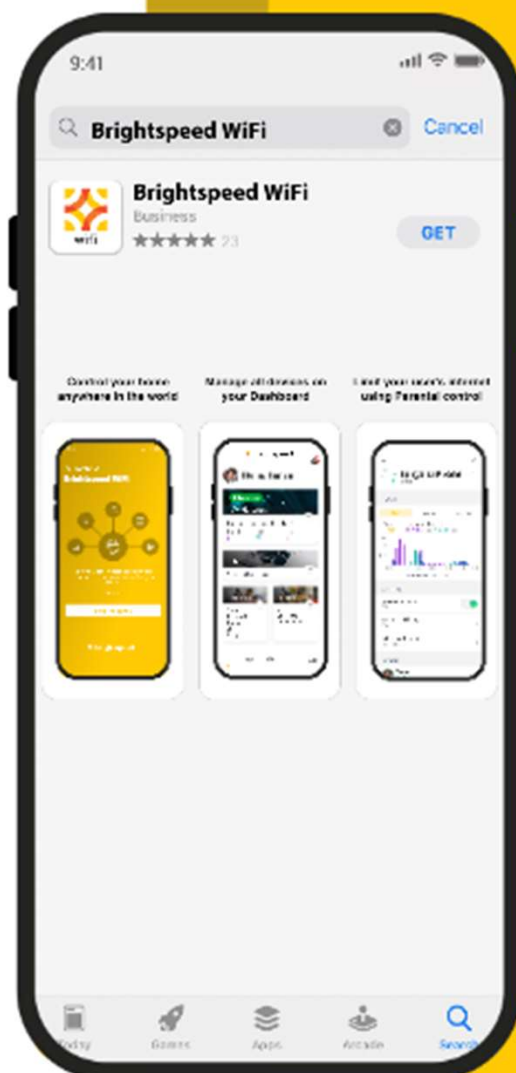


Setting Up Your Wi-Fi and App



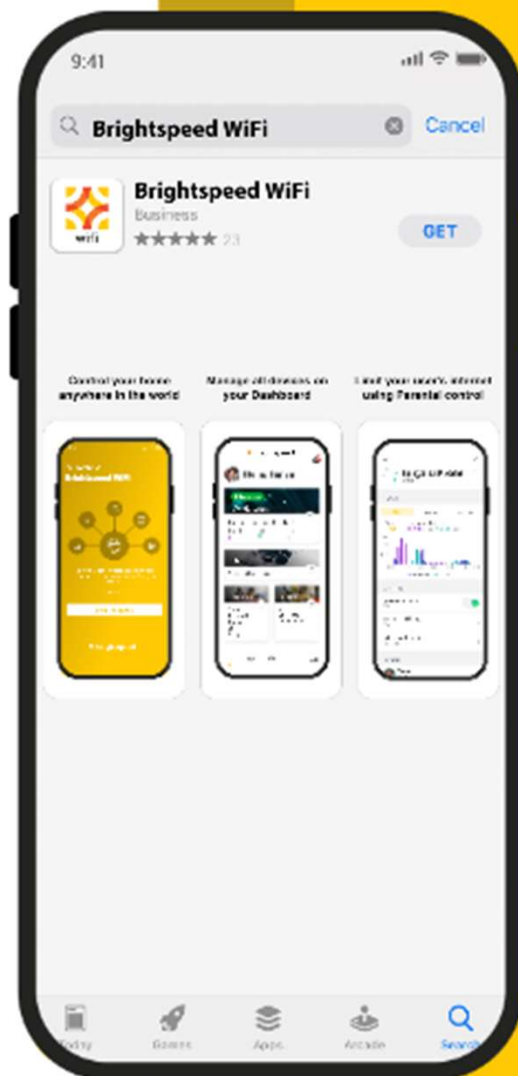
Install Brightspeed WiFi

Visit the Apple App Store
or Google Play Store



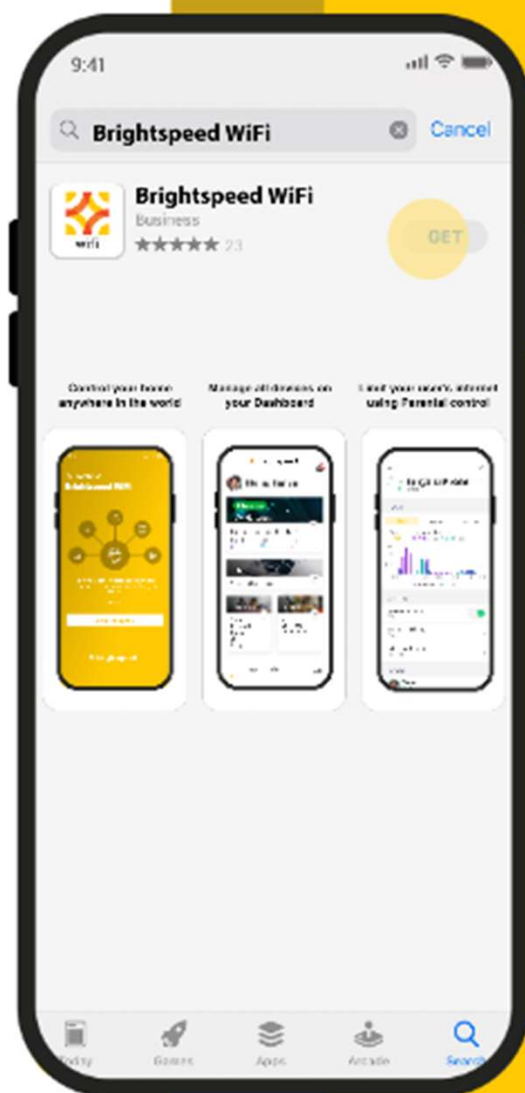
Install Brightspeed WiFi

Search for
Brightspeed WiFi



Install Brightspeed WiFi

Download
Brightspeed WiFi



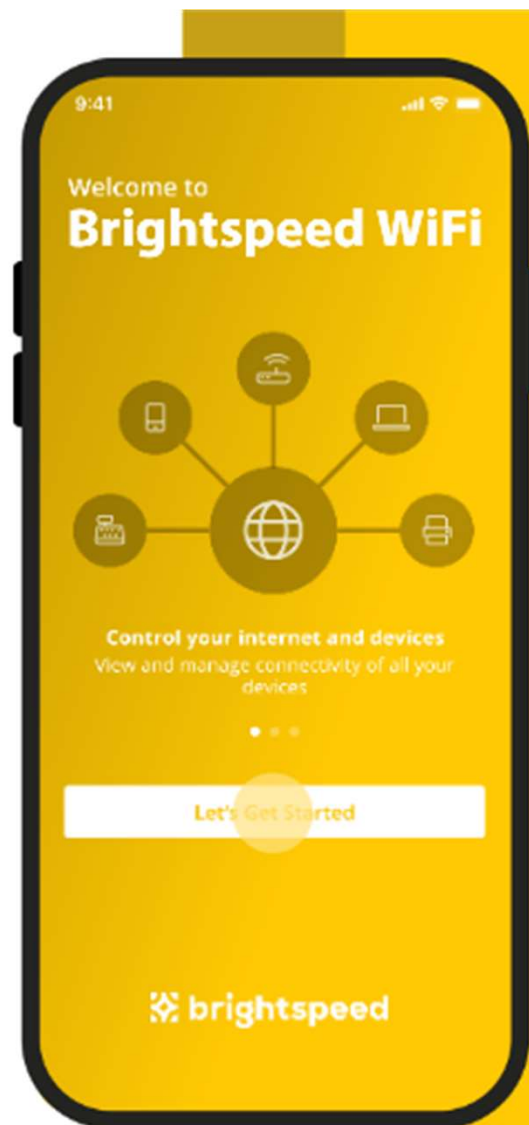
Sign Up

Open Brightspeed WiFi
and tap "Let's Get
Started"



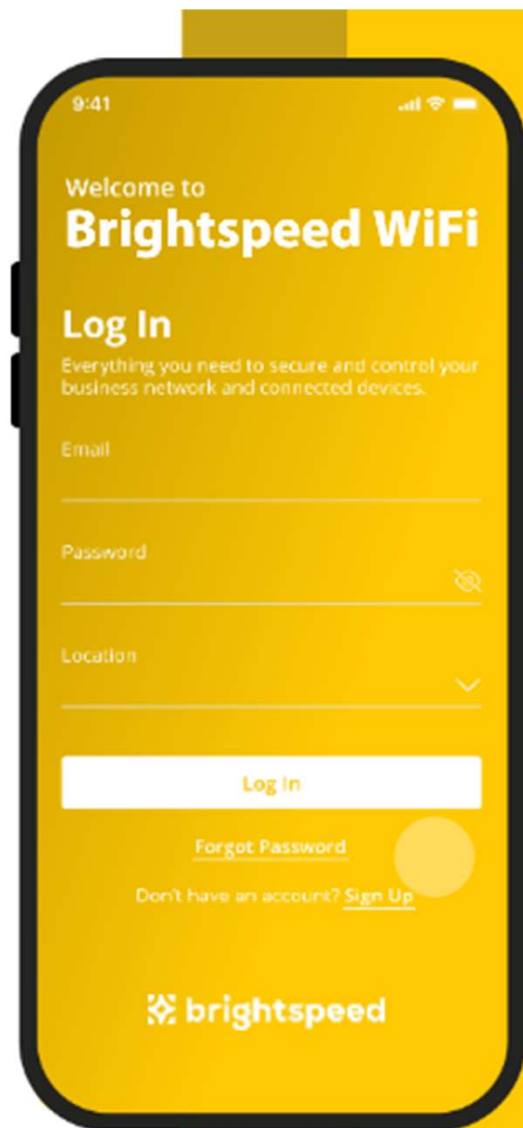
Sign Up

Open Brightspeed WiFi
and tap "Let's Get
Started"



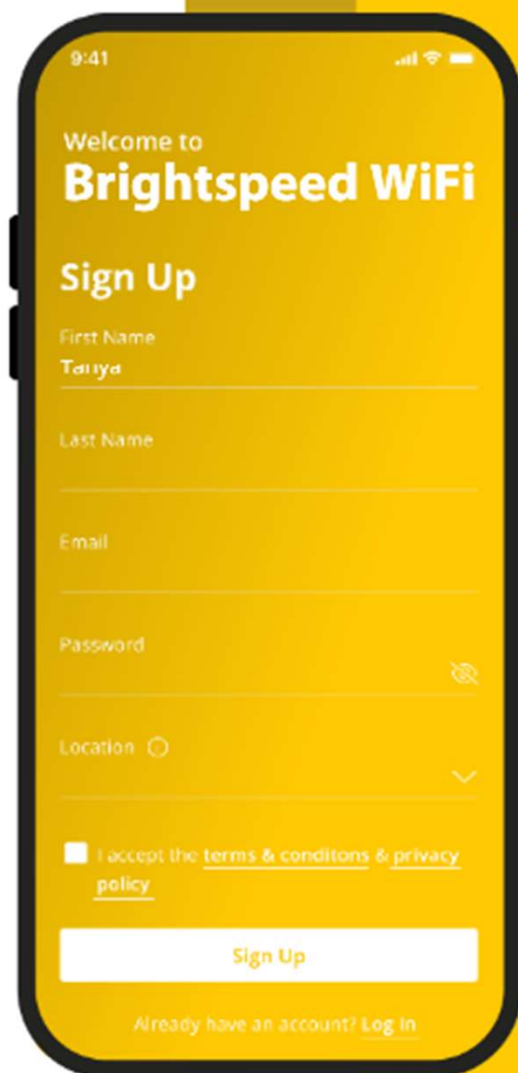
Sign Up

Tap "Sign Up" at the bottom



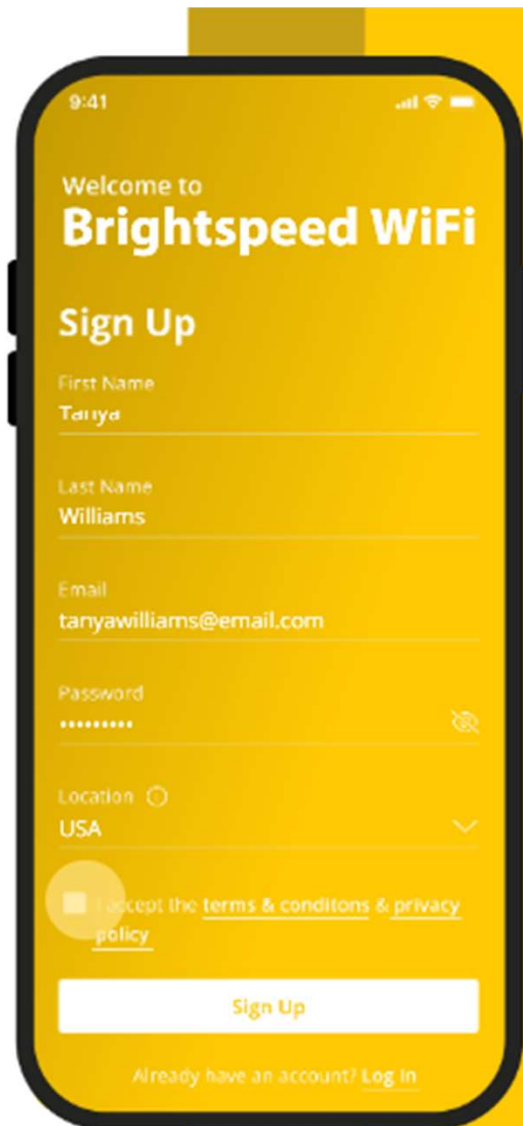
Registration

Fill in your personal information

A smartphone with a black frame is shown against a solid yellow background. The screen displays a registration form for Brightspeed WiFi. At the top, the status bar shows the time 9:41, signal strength, and battery level. The app header says 'Welcome to Brightspeed WiFi'. Below that is the title 'Sign Up'. The form includes input fields for 'First Name' (with 'Tanya' entered), 'Last Name', 'Email', and 'Password' (which has a toggle icon on the right). There is a 'Location' field with a location pin icon and a dropdown arrow. Below the fields is a checkbox labeled 'I accept the terms & conditions & privacy policy'. At the bottom of the form is a white 'Sign Up' button. Below the button, it says 'Already have an account? Log In'.

Registration

Create a strong password that is unique but memorable



9:41

Welcome to
Brightspeed WiFi



Sign Up

First Name
Tanya

Last Name
Williams

Email
tanyawilliams@email.com

Password

Location 
USA 

☐ I accept the [terms & conditions](#) & [privacy policy](#)

Sign Up

Already have an account? [Log In](#)

Registration

Create a strong password that is unique but memorable

9:41

Welcome to
Brightspeed WiFi

Sign Up

First Name
Tanya

Last Name
Williams

Email
tanyawilliams@email.com

Password

Location USA

☒ I accept the [terms & conditions](#) & [privacy policy](#)

[Sign Up](#)

Already have an account? [Log In](#)

Set Up

Ensure your new system
is powered on with a solid
blue light



9:41

<

Step 1 of 2

Device Details

Enter device details manually

MAC Address
44657F1468FB

Serial Number
3918090

FSAN Number

Next →

Account Number

You may be asked to confirm your account number

9:41

<

Step 1 of 2

Device Details

Enter device details manually

MAC Address
44657F1468FB

Serial Number
3918090

FSAN Number

Next →

Account Number

This can be found on
your statement

9:41

<

Step 2 of 2

Setup Wi-Fi

Replacing Router ×

If you are replacing a router, make sure to use the same Network Name and Password

Network Name (SSID)

Frankie's Cafe

Password

Security Type

WPA2-Personal

Place (Optional)

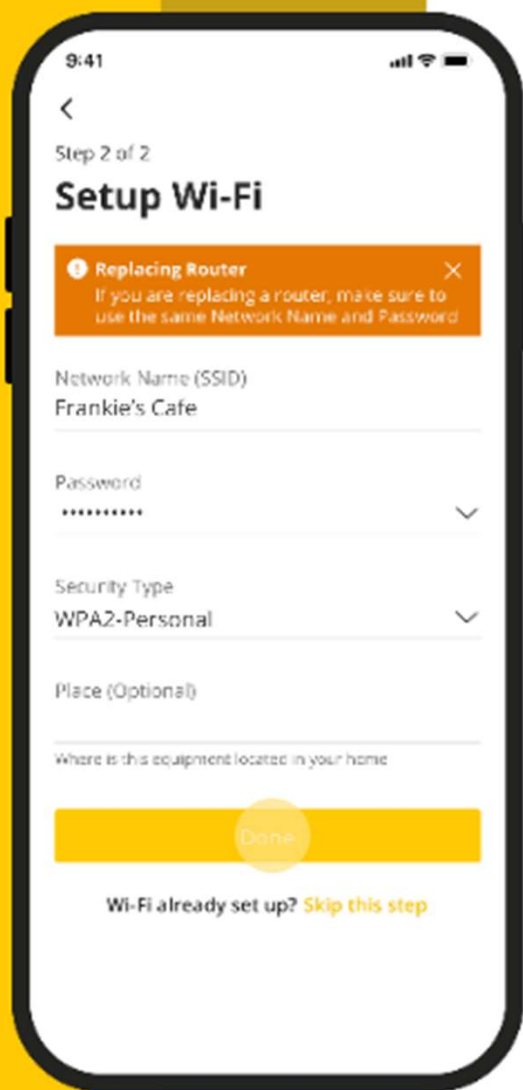
Where is this equipment located in your home

Done

Wi-Fi already set up? [Skip this step](#)

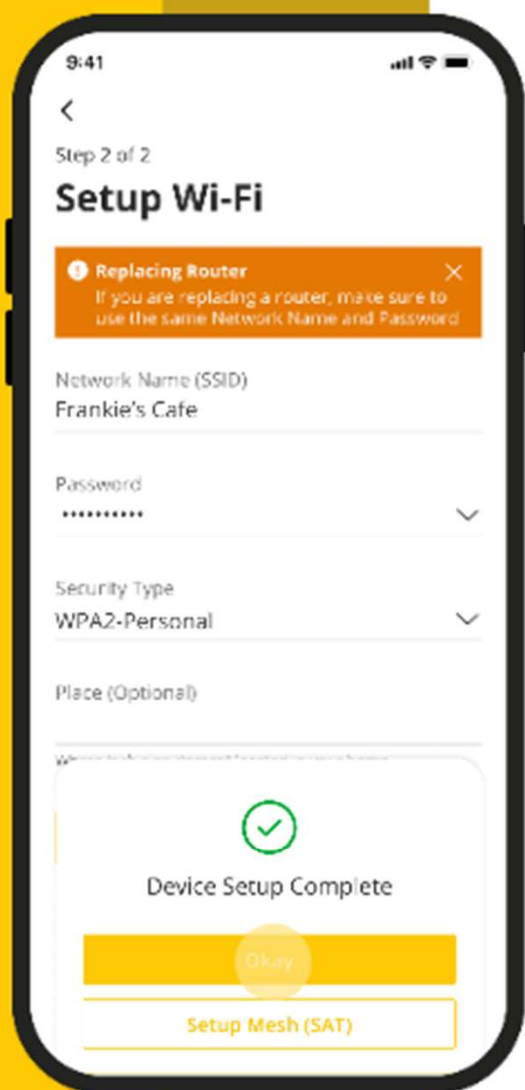
Network Password

If you are setting up a new system, you will need to create a Network Name and Password



Network Password

Click Done and then Okay



Network Password

Click Done and then Okay



www.brightspeed.com

