

The Internet is waiting.

Let's go!

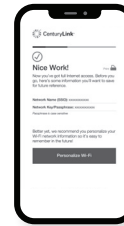
Mobile Device Instructions

Note: You may have received a link to sign your Terms and Conditions via email or SMS.

If you've **already signed** the Terms and Conditions

1 Power
up your modem
(once powered up, please allow device to update with the latest software, approximately 15 minutes)

2 Enjoy
streaming, surfing,
shopping, and
everything else you
love to do online



3 Log in
to make it easier to connect more
devices to your WiFi. Go to
centurylink.com/myaccount,
select "My Products" and then
"Change My WiFi Settings" to
personalize your WiFi credentials

If you have **not signed** the Terms and Conditions

1 Download
"My CenturyLink"
from app store



2 Launch
app and select
"Install My
New Modem"



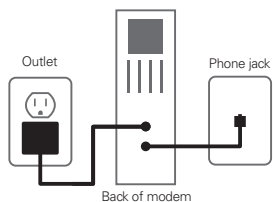
3 Follow
on-screen instructions to
power up your modem
(once powered up, please allow device to update with the latest software, approximately 15 minutes)



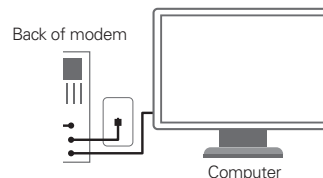
4 Enjoy
streaming,
shopping, and
everything else you love
to do online



Using a computer? No problem.



- 1 Connect**
one end of green cord into green slot on back of modem and the other end into phone jack. Plug in power cord to wall outlet.
(please allow device approximately 15 minutes to update with latest software)



- 2 Connect**
modem to computer with yellow ethernet cord.
If your device has no ethernet jack, log in with WiFi using the information on the back of the modem.

Note: You may have received a link to sign your Terms and Conditions via email or SMS.

- 3 If you've already signed the Terms and Conditions** you're all set to use the internet

To make it easier to connect more devices to your WiFi, go to centurylink.com/myaccount, select "My Products" and then "Change my WiFi settings" to personalize your WiFi credentials



Important: Do not use HTTPS:// 



If you have not signed the Terms and Conditions

go to <http://connect.centurylink.com> using your browser and follow the on-screen instructions on the welcome page

Still having trouble?
centurylink.com/install
855-331-1346

